

UHF Bandpass filter

5 kW rms, 8 Pole

BAND IV-V

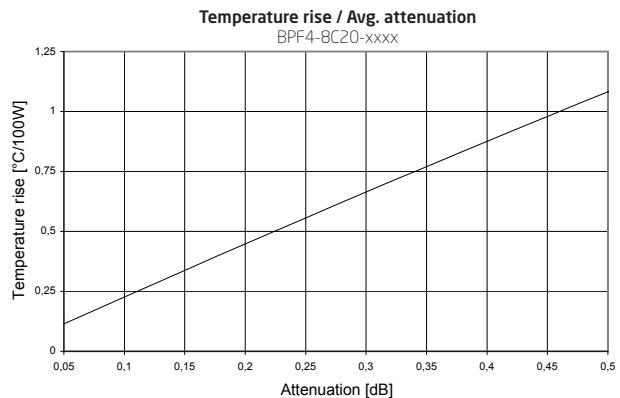
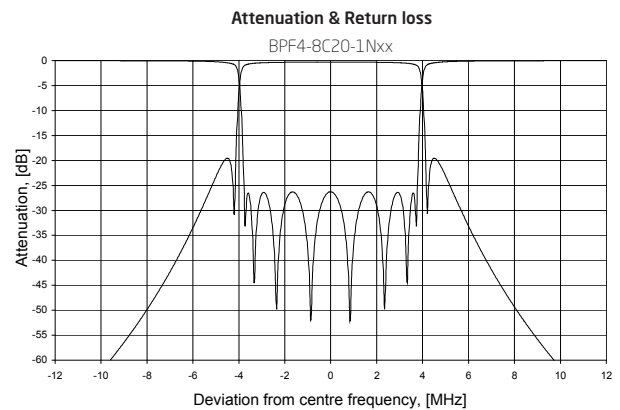
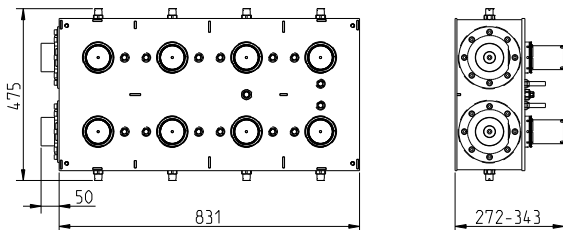
10 year GUARANTEED

PRODUCT FEATURES

- Small size
- Retunable
- Compact design
- Low insertion loss
- Temperature compensated
- Available with cross-coupling
- 10-year comprehensive warranty

SPECIFICATIONS	200 mm Series
FREQUENCY	470 - 862 MHz
BANDWIDTH	6 - 8 MHz
STANDARD ORDER	8 Poles single cross coupling
OPTIONAL ORDER	8 Poles with or without double cross coupling
ATV	Spurious suppress
DVB	Critical mask
ATSC	Stringent mask
ISDB	Critical mask
IMPEDANCE	50 Ohm
VSWR	>26 dB (<1.11)
TEMPERATURE STABILITY	< 2 kHz / °C
MAX PRODUCT TEMPERATURE	70 °C
ENVIRONMENTAL CONDITION	-5 to 70 °C IP40
STANDARD CONNECTION	1 5/8" unflange
OPTIONAL CONNECTIONS	7/16 m/f, 3 1/8" unflange

DIMENSIONS AND WEIGHT	
DIMENSIONS	881 x 475 x 272-343 mm
L x W x H	(34.7 x 18.7 x 10.7-13.5 in)
WEIGHT	45 kg (100 lb)
STANDARD FRAME	Stand alone
OPTIONAL FRAME	19" subrack
COLOUR	Frosted black



TYPICAL DATA*	8 MHz DVB-T	6 MHz ISDB-T	6 MHz ATSC
ARTICLE NO	BPF4-8C20-1N11	BPF4-8C20-1N11	BPF4-8C20-1N11
INSERTION LOSS			
Avg. signal bandwidth	<0.38 dB	<0.49 dB	<0.37 dB
Centre frequency	<0.29 dB	<0.38 dB	<0.34 dB
Signal band edge	± 3.8 MHz <1.18 dB	± 2.79 MHz <1.11 dB	± 2.69 MHz <0.49 dB
	± 4.2 MHz >15 dB	± 3.15 MHz >15 dB	± 3.5 MHz >1.10 dB
	± 6.0 MHz >26 dB	± 4.5 MHz >31 dB	± 6.0 MHz >29 dB
	± 12.0 MHz >51 dB	± 9.0 MHz >61 dB	± 9.0 MHz >63 dB
GROUP DELAY	<600 ns	<500 ns	<110 ns
MAX INPUT POWER RATING**	5.0 kW / 13 dB (crest factor)	4.2 kW / 13 dB (crest factor)	5.4 kW / 11 dB (crest factor)
TEMPERATURE RISE	<0.8 °C / 100 W	<1.1 °C / 100 W	<0.8 °C / 100 W
MASK COMPLIANT	Critical mask	Critical mask	Stringent mask

* Data in table is typical data at 666 MHz. To fulfil mask transmitter shoulder level must be >36 dB. The filter can be tuned for other specifications or bandwidth. Please contact us for a designed specification.

** Max input power at <50 °C temprice at max frequency