

# UHF Bandpass filter

## 5 kW rms, 4 Pole

BAND IV-V

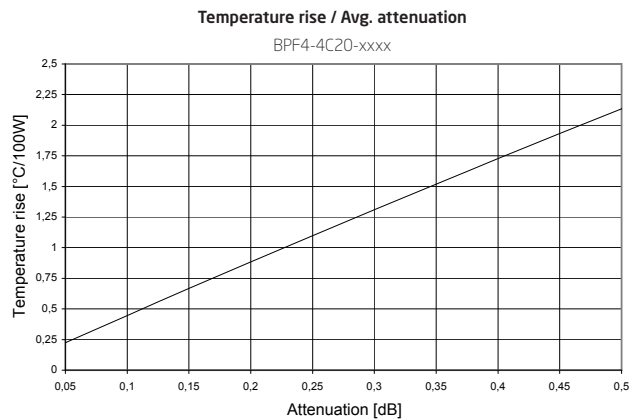
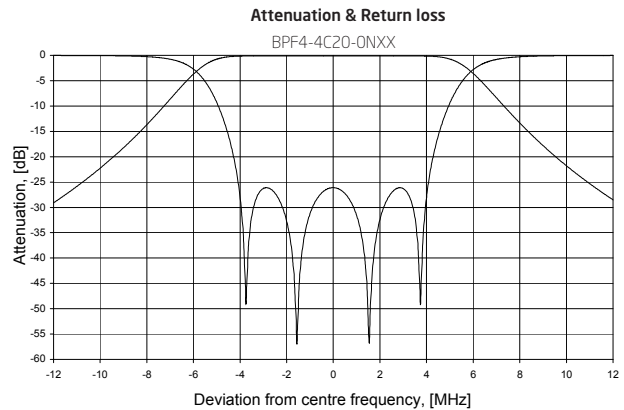
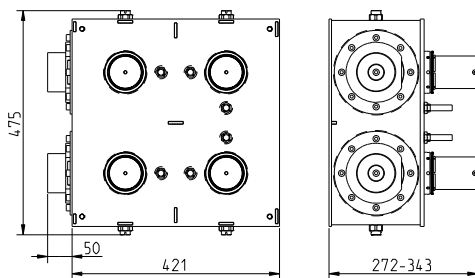


### PRODUCT FEATURES

- Small size
- Retunable
- Compact design
- Low insertion loss
- Temperature compensated
- Available with cross-coupling
- 10-year comprehensive warranty

SPECIFICATIONS	200 mm Series
FREQUENCY	470 - 862 MHz
BANDWIDTH	6 - 8 MHz
STANDARD ORDER	4 Poles
OPTIONAL ORDER	4 Poles single cross coupling
ATV	Spurious suppress
DVB	Spurious suppress
ATSC	Non stringent mask
ISDB	Spurious suppress
IMPEDANCE	50 Ohm
VSWR	>26 dB (<1.11)
TEMPERATURE STABILITY	< 2 kHz / °C
MAX PRODUCT TEMPERATURE	70 °C
ENVIRONMENTAL CONDITION	-5 to 70 °C IP40
STANDARD CONNECTION	1 5/8" unflange
OPTIONAL CONNECTIONS	3 1/8" unflange, RL98 unflange

DIMENSIONS AND WEIGHT	
DIMENSIONS	471 x 475 x 272-343 mm (18.5 x 18.7 x 10.7-13.5 in)
WEIGHT	24 kg (52.9 lb)
STANDARD FRAME	Stand alone
OPTIONAL FRAME	19" subrack
COLOUR	Frosted black



TYPICAL DATA*	8 MHz DVB-T	6 MHz ISDB-T	6 MHz ATSC
ARTICLE NO	BPF4-4C20-0N11	BPF4-4C20-0N11	BPF4-4C20-0N11
<b>INSERTION LOSS</b>			
Avg. signal bandwidth	<0.13 dB	<0.16 dB	<0.15 dB
Centre frequency	<0.12 dB	<0.16 dB	<0.14 dB
Signal band edge	± 3.8 MHz <0.14 dB ± 4.2 MHz >0.19 dB ± 6.0 MHz >3.50 dB ± 12.0 MHz >28 dB	± 2.79 MHz <0.19 dB ± 3.15 MHz >0.23 dB ± 4.5 MHz >3.50 dB ± 9.0 MHz >28 dB	± 2.69 MHz <0.16 dB ± 3.5 MHz >0.17 dB ± 6.0 MHz >6 dB ± 9.0 MHz >24 dB
<b>GROUP DELAY</b>	<25 ns	<30 ns	<15 ns
<b>MAX INPUT POWER RATING**</b>	5.0 kW / 13 dB (crest factor)	5.0 kW / 13 dB (crest factor)	7.0 kW / 11 dB (crest factor)
<b>TEMPERATURE RISE</b>	<0.6 °C / 100 W	<0.7 °C / 100 W	<0.7 °C / 100 W
<b>MASK COMPLIANT</b>	Spurious suppress	Spurious suppress	Non stringent mask

\* Data in table is typical data at 666 MHz. To fulfil mask transmitter shoulder level must be >36 dB. The filter can be tuned for other specifications or bandwidth. Please contact us for a designed specification.

\*\* Max input power at <50 °C temprice at max frequency